



CUSTOM POWDER SYSTEMS®
THE CONTAINMENT COMPANY



**INTEGRATED
CONTAINMENT
SYSTEMS®**

2715 North Airport Commerce Ave.
Springfield, MO 65803
Phone: (417) 868-8002
Fax: (417) 868-8316
www.custom-powder.com

COLUMN LIFTS



**IBC COLUMN LIFT/
INVERTER DRUM LIFT**

Appreciate the Art of Engineering

Column Lifts are the work-horse of the CPS product line allow for lifting, placing and docking in the most demanding applications.

Only the Best! Clean electric drives with silky smooth precision actuation mechanisms. No leaky hydraulics or jerky pneumatic movement. All direct coupled sealed drives eliminate chain adjustments and maintenance.

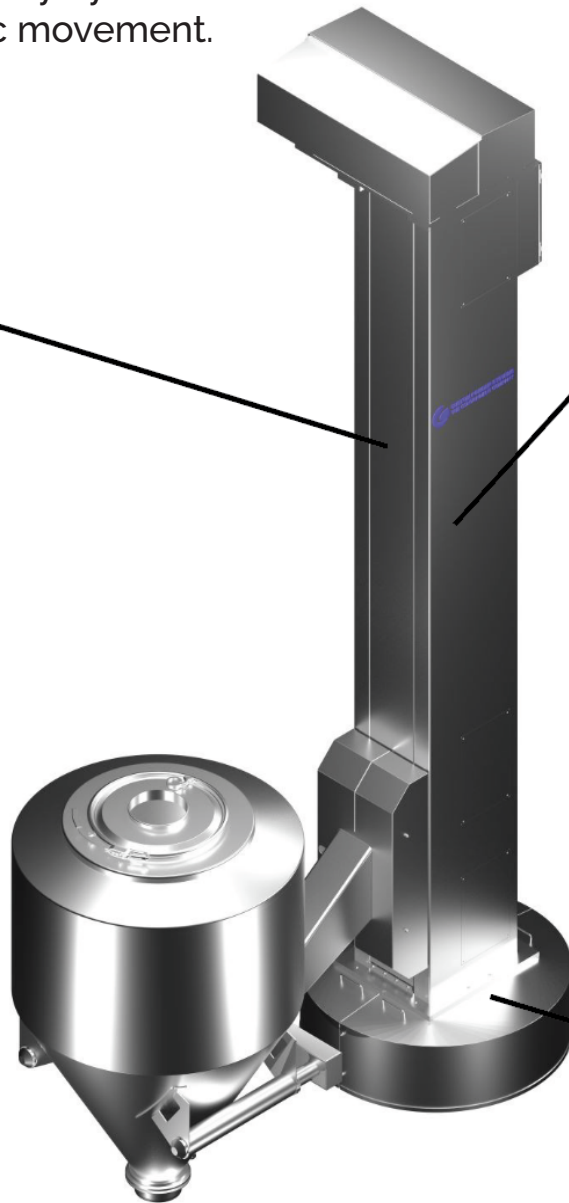
custom-powder.com

7 Industry Leading Features


Clean electric drives with silky smooth precision actuation mechanism. No leaky hydraulics or jerky pneumatic movement. All direct coupled.



1. Stainless steel magnetically sealed slot cover



2. Free Standing (no top support) on most applications up to 4,000 lb load



3. Lift Placement Precision +/- 1/32" using Positive Ball Screw Technology

4. Encoder height sensor eliminates the need to physically adjust travel



5. Slew Position Precision +/- 1/32" using industrial robotic turret


7. Low maintenance electro-mechanical drive systems means no leaky hydraulics!

6. Only Lift on the market compliant with ASME B20.1 Standards for Vertical Reciprocating Conveyors




Integral IBC Docking Station Receiver

This style of receiver can incorporate all the features of a permanently installed docking station such a flow assist vibrator, IBC weighing, level sensing, automated IBC valve actuator and IBC valve docking.



Fork Style Receiver

Interfaces with the IBC fork channels for lifting. Typically used for non critical placement applications.



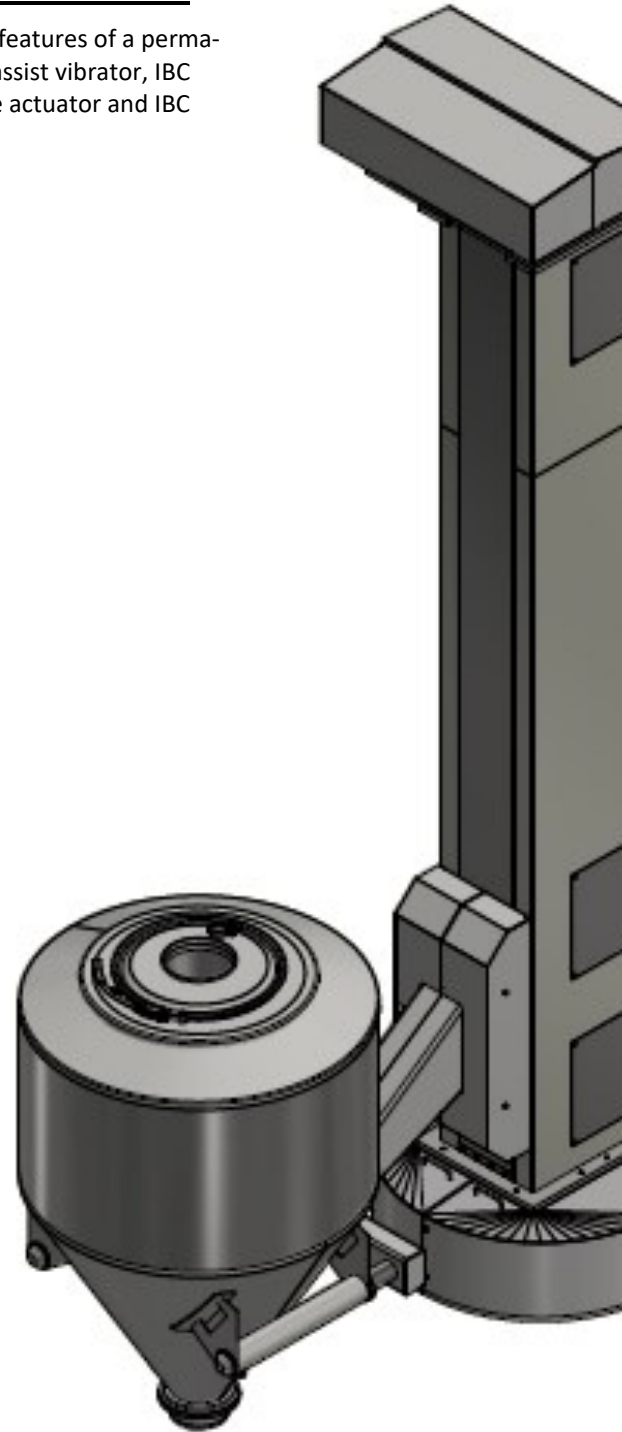
IBC Blending Receiver

Adds the capability to perform IBC Tumble Blending along with lifting and placing functions of a Column Lift



Drum Inverter Receiver

Used for lifting and inverting Drums for discharge. Various Drum opening interfaces available such a discharge cones, chutes



Platform Receiver

Universal Flat platform for all equipment elevating applications



Fluid Bed Bowl Inverter

Used for lifting and inverting Fluid Bed Dryer Bowls for discharge. Custom designed to accommodate all manufacturers bowls.



Lift Products



Lift/
Manipulate
LM

